

## MOBILE APPS

As you spend more time on your mobile device, Mercer Marketplace 365 is making it easier for you to access benefit information on the go. Using the free Mercer Marketplace 365 Your Benefits App is a convenient way to see proof of insurance and review core coverage details such as copays and deductibles, when and where you need them! You can also use the Mercer Marketplace 365 Your Accounts App to view account details for your spending and savings accounts.

Just open Google Play or The App Store and type in Mercer Marketplace 365 to download the apps.



Your Benefits



Your Accounts

## YOUR BENEFITS APP

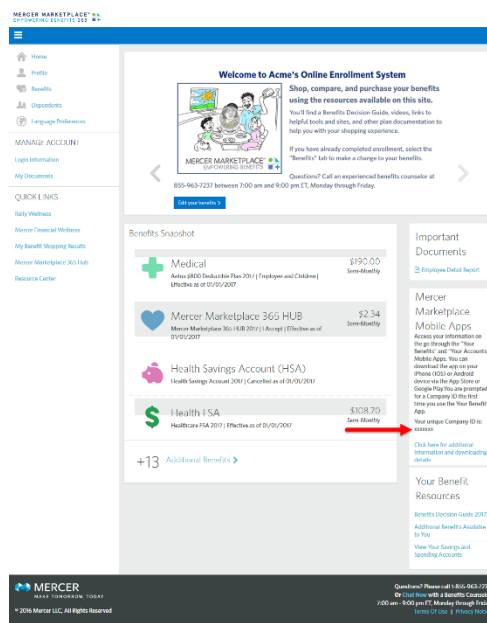
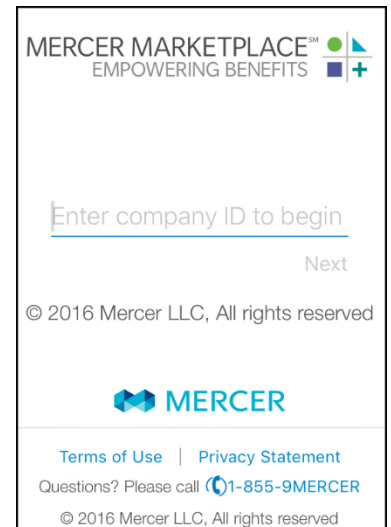
With the free Mercer Marketplace 365 Your Benefits App, you have convenient access to your benefits on the go. Once downloaded, the app can be used to access plan information, such as coverage levels, effective dates, and copays. Additional resources, such as educational videos, are also available.

## COMPANY ID

The Company ID enhances your security and helps guard your personal information. The Company ID is a one-time use, secure value used in conjunction with your user name and password.

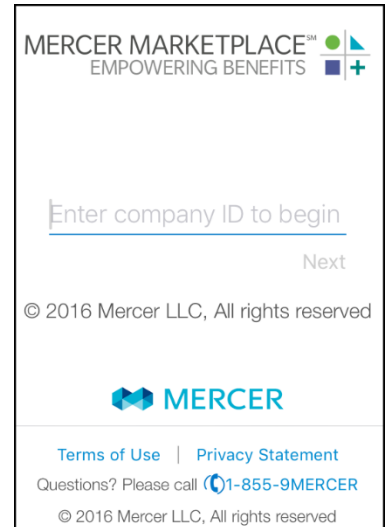
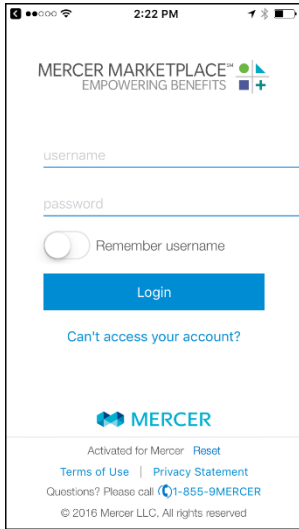
The Company ID is used only one time to help ensure your identity. After your first use, you only need to provide your secure username and password to access your mobile experience.

Your unique Company ID is available on the Mercer Marketplace 365 Enrollment Site (see image below).



## DOWNLOAD THE YOUR BENEFITS MOBILE APP NOW!

- Step 1:** Go to Google Play or The App Store and search for Mercer Marketplace 365 to download the Mercer Marketplace 365 Your Benefits App on your mobile device.
- Step 2:** Open the “Your Benefits” app on your mobile device.
- Step 3:** When prompted “Enter Company ID to begin” type in the value you found on the home page of the Mercer Marketplace 365 Enrollment Site.
- Step 4:** Enter your username and password. This is the same as your Mercer Marketplace 365 Enrollment Account. Click Login.
- Step 5:** View a summary of Your Benefits and more!



## YOUR ACCOUNTS APP

A free mobile app is available for iOS (Apple) and Android markets for health FSAs, HSAs, HRAs and Mass Transit/Parking. Once downloaded, the app can be used to view account balances, upload receipts, review plan details, account activity and contact customer service. Health FSA claims can be filed and HSA investment detail can also be viewed through the mobile app.

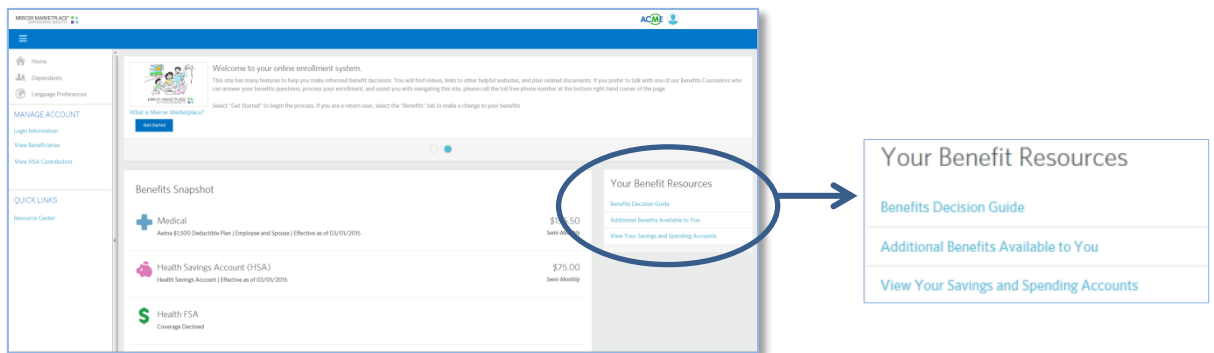
## TO SET UP A REIMBURSEMENT ACCOUNT

For employees who are eligible for and enroll in a health FSA, HSA, HRA or Mass Transit/Parking, you will need to set up a reimbursement account before you can access the Your Accounts mobile app.

**Step 1:** Log on to Mercer Marketplace.

**Step 2:** Click on the “View Your Savings and Spending Accounts” link.

**Step 3:** Set up your reimbursement account username and password (*this should be different than your Mercer Marketplace username and password*)



## Download the Your Accounts mobile app now!

**Step 1:** Download the Your Accounts app on your mobile device.

**Step 2:** When the app is opened for the first time, you will need to enter your username and password from your Mercer Marketplace reimbursement account.

**Step 3:** After you have successfully logged in to the mobile app for the first time, you will be prompted to set up a 4-digit PIN. From that point forward, you will be able to access the mobile app simply by entering your PIN.

